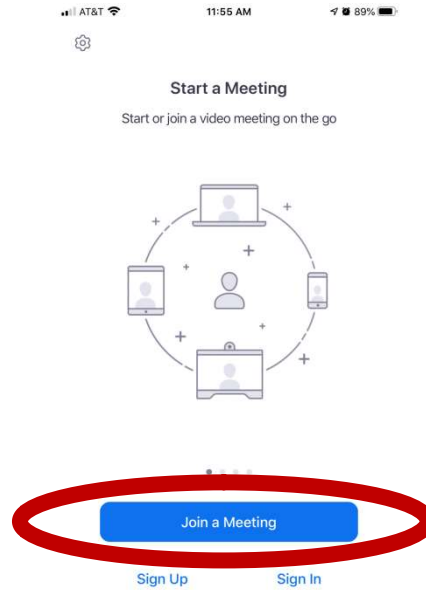


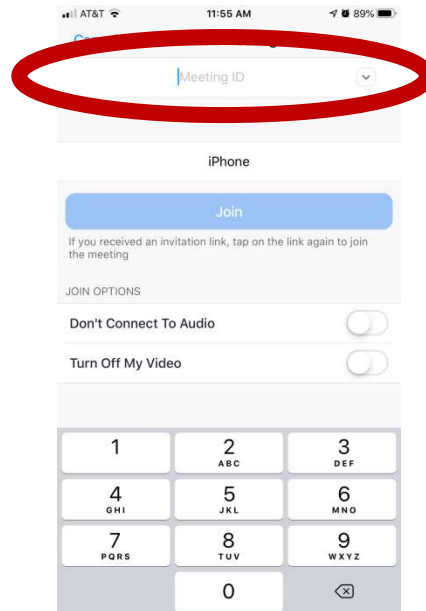
# How to Join Zoom with a Smart Phone & Input Your Display Name

STEP 1: Download the Zoom Cloud Meetings app from the App/Play Store.

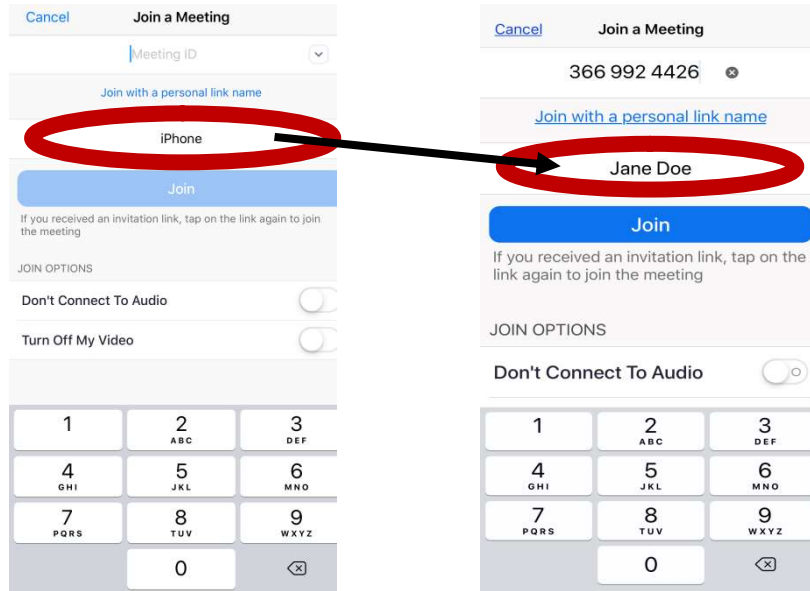
STEP 2: Select “Join a Meeting”



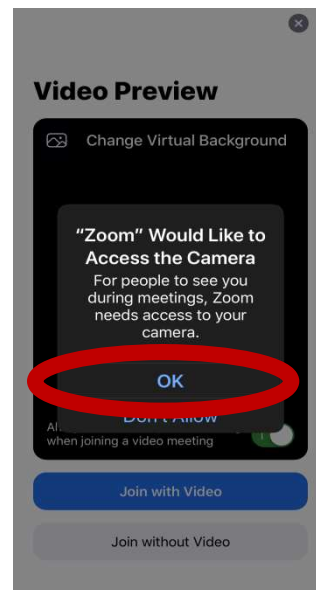
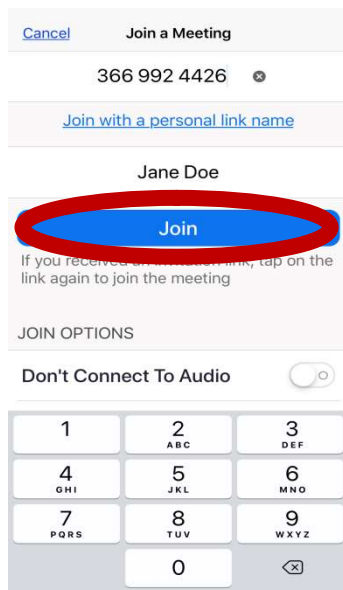
STEP 3: Input Judge Edward’s Zoom ID number: 366-992-4426 in the “Meeting ID” field.



**STEP 4:** Input your full name in the field directly below the “Meeting ID” field. The app may automatically generate a display name based on the type of device you are using, such as “iPhone” (see image below). Simply replace the automated name with your full legal name.



**STEP 5:** Select “Join.” You will then be prompted to connect your audio and video. Make sure you select “Allow,” “Ok,” “Join with Audio,” “Join with Video,” etc. for each of the prompts so that you will be connected with both audio and video.



**If you successfully completed steps 1-5, you will be admitted into the 21<sup>st</sup> JDC Juvenile Court Waiting Room and see the image below:**

Zoom

×

---

**Welcome to the 21st JDC Juvenile  
Court Waiting Room.**



**Blair Edwards' Personal  
Meeting Room**

**\*Warning\***

Any unlawful dissemination of information, audio or video recordings, photographs, etc. obtained through this virtual Court Session is punishable by law. All violators will be prosecuted expeditiously and to the fullest extent of the law.